

South Darwin Rugby Union Club

Junior player registration step by step guide for Rugby Xplorer

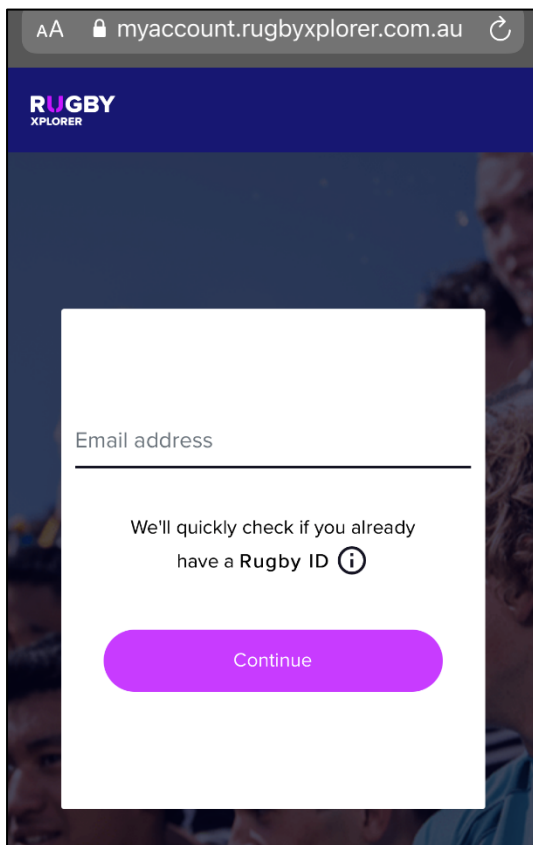
How to register

- You can register via the Rugby Xplorer App or the Rugby Xplorer portal at:

<https://myaccount.rugbyexplorer.com.au/>

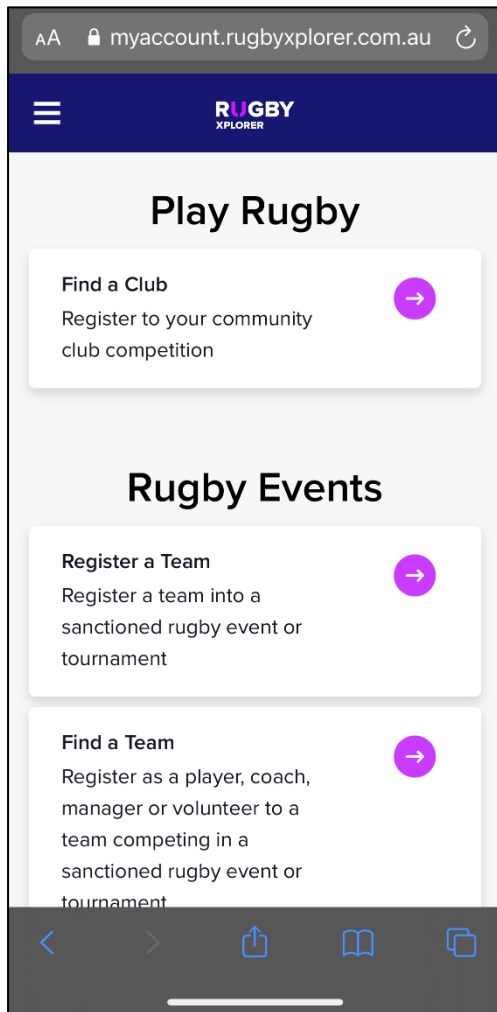
The app can be downloaded through the App Store for iPhone's and Google Play for Androids.

- Open the app/portal
- If you are new player to rugby you will need to create a new account by starting with a valid email address and following the instructions to set up yourself and your children with accounts

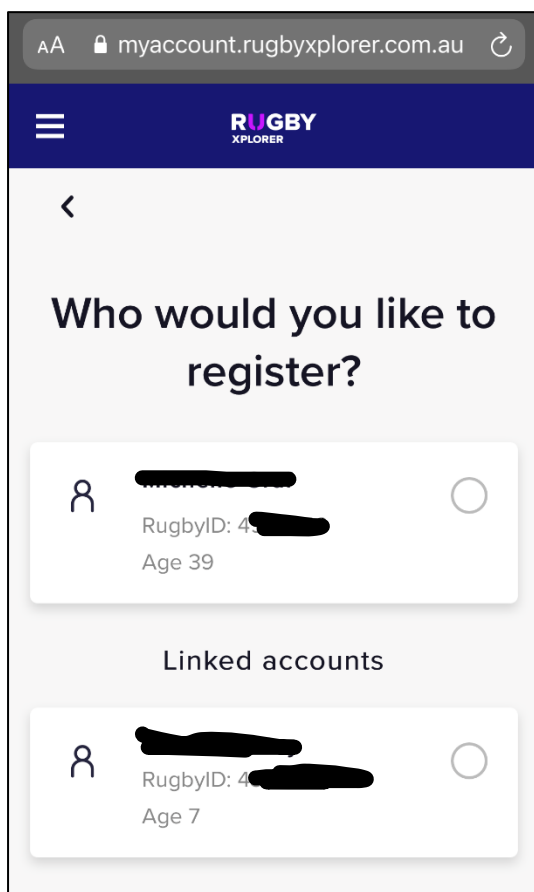


- Once you have logged in click 'Register'

- Select 'Find a Club' listed under Play Rugby



- For returning players - select who you would like to register, click Next



- Select which club would you like to register to? Enter **South Darwin JRC** select and click Next

AA myaccount.rugbyexplorer.com.au

RUGBY XPLORER

Which club would you like to register to?


South Darwin Cancel

Search by postcode

Top results

- South Darwin JRC
Darwin Club Rugby Juniors
- South Darwin Rabbitohs RUFC
Darwin Club Rugby

Step 2 of 9 Next →



- Registration type – select the following

Role = Player / Registration Type = XVS Juniors / Duration = Season / Click Next

AA myaccount.rugbyexplorer.com.au

RUGBY XPLORER

Registration type

Select the role that applies to you, choose the registration type and how long you want to register for

Player

XVs Juniors

Season

If the registration type you are after isn't available please contact your club for more information.

Step 3 of 9 Next →

- Personal details of the player will be displayed – please review

Click Next

- Profile photo – optional – you can click Skip if you choose

- Additional details – fill these out/ check still the same from last season

Click Next

- Emergency contact details – please review or fill out

Click Next

- Additional questions

Height & Weight

Click Next

- Add a saleable item

*** These items are being added for free as part of your club fees ***

Please select the appropriate size for each item.

Socks will be provided when you receive the training singlet and shorts.

Please note that stock could take 4 weeks to be delivered. Sizes are subject to availability.

Click Next

AA myaccount.rugbyexplorer.com.au

RUGBY
XPLORER

Add a saleable item

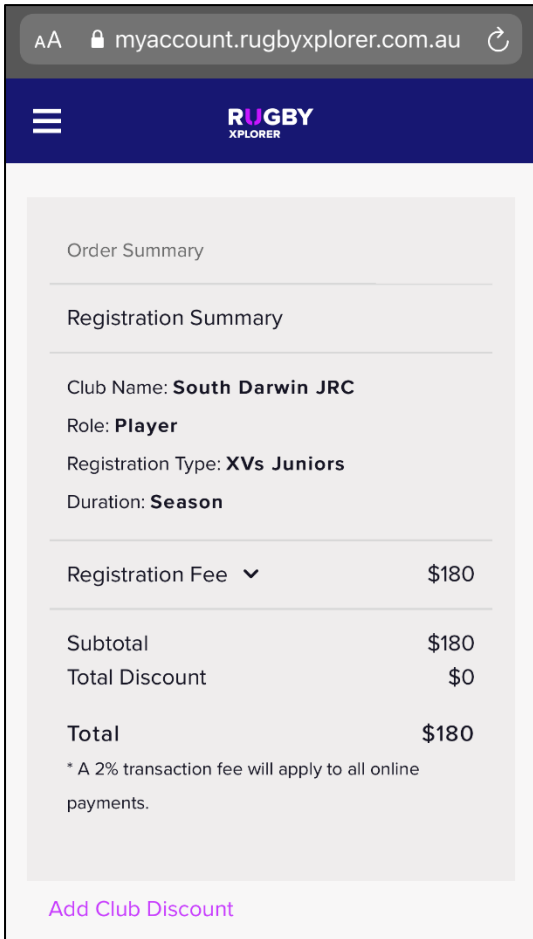
Your club is offering the following products to add on to your registration
(Item with * is mandatory)

Product	Description
	Junior singlet - \$0 * SDRU training singlet Size: 8 QTY: 1
	Junior shorts - \$0 * SDRU player shorts Size: 8 QTY: 1

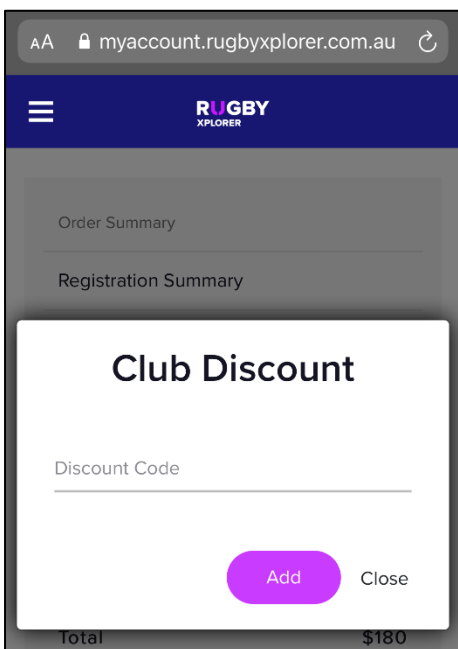
- Registration Summary

PLEASE NOTE - If you want to use your Northern Territory (NT) Government Sports voucher you can click 'Add Club Discount' and enter the special discount code. This will reduce \$100 from your overall fees.

You will need to email a copy of your Northern Territory (NT) Government Sports voucher to the Junior Co-ordinator at juniors@southdarwin.com.au – upon verification you will then be emailed a discount code to use in Rugby Xplorer to deduct the club fees from your final registration fees.



Add club discount number



- Click pay
- Payment can be made via credit card/ debit card or ZIP
- Once this has been processed a confirmation screen will appear and a confirmation email will be sent to the registered participant
- An option will appear to add another registration. If you are registering three or more family members please contact the junior coordinator to discuss a family discount